

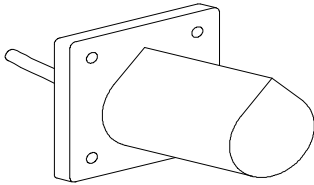


# **RELI-A-SENSE**

## ***POINT LEVEL INDICATORS***

**PART NUMBER**

**DESCRIPTION**

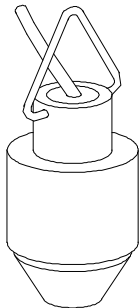


**TAN-324-ASSY**  
**TAN-325-ASSY**

"VEE-TOP" ADJUSTABLE  
"VEE-TOP" FIXED

**TAN-498-ASSY**  
**TAN-469-ASSY**

"VEE-TOP" ADJ. w/ STEEL INSERT  
"VEE-TOP" FIXED w/ STEEL INSERT

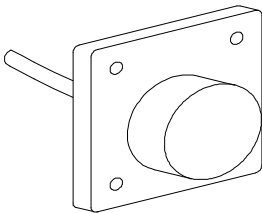


**TAN-385-ASSY**  
**TAN-386-ASSY**

"HIGH LEVEL" ADJUSTABLE  
"HIGH LEVEL" FIXED

**TAN-449-ASSY**  
**TAN-938-ASSY**

"HIGH LEVEL" ADJ w/ STEEL INSERT  
"HIGH LEVEL" FIXED w/ STEEL INSERT



**TAN-404-ASSY**

"FLUSH MOUNT" SENSOR